



"Shoofly"



For each block you'll need:

- (4) Light squares
- (1) Dark square
- (4) Light/Dark HST*s



9" Finished Block

3" Thangles**

Cut strips 3.5" wide⁺

12" Finished Block

4" Thangles**

Cut strips 4.5" wide⁺

15" Finished Block

5" Thangles**

Cut strips 5.5" wide⁺

Lap Quilt (as shown)


Size: 44" x 44"

3 x 3 On Point Layout

13 Blocks Total

Using 9" Finished Block

1" Finished Sashing



Yardage for Quilt Top

1+5/8 yds Light (Tan)

7/8 yds Dark (Burgundy)

2+1/4 yds Setting (Floral)

2+1/4 yds Sashing fabric

*Note: HST = half-square triangle

**Note: Thangles can be purchased at www.countryjunktion.com and help ensure accurate seam allowances.

+Note: If you are not using Thangles to create your HST*s, your strips will need to be 1/2" wider than listed (and trimmed to unfinished size).